



UNIVERSIDAD AUTÓNOMA
DE AGUASCALIENTES


P R O M E P

32° INFORME FINANCIERO PARCIAL Y ACUMULADO

NOVIEMBRE 2012

UNIVERSIDAD AUTÓNOMA DE AGUASCALIENTES
PROGRAMA DE MEJORA AL PROFESORADO
Informe Financiero Parcial No. 32
21 de Noviembre de 2012.
Con corte al: 30/06/2012


Rubros Anexos	Beca de fomento a la permanencia	Reconocimi ento a la Trayectoria Académica	Fomento a la generación y aplicación del conocimiento	Servicios	Materiales	Bienes muebles	Acervo bibliográfico	Manutención	Cuota compensatoria	Inscripción	Colegiatura	Seguro médico	Instalación	Transporte y viáticos	Material didáctico	Graduación o titulación	TOTAL
Of. No. 103.5/07/2562				36,783.65	2,036.21	17,720.56											56,540.42
Of. No. 103.5/07/2829				2,250.00													2,250.00
Of. No. 103.5/08/3122				3,912.00													3,912.00
Of. No. 103.5/08/3396																	0.00
Of. No. 103.5/09/1252			25,600.00	50,002.03	23,204.68	1,078.80											99,885.51
Of. No. 103.5/09/3669																	0.00
Of. No. 103.5/09/3923	18,000.00		8,612.00	282.00	2,484.60												29,378.60
Of. No. 103.5/09/4045				4,125.69	4,990.68												9,116.37
Of. No. 103.5/09/4412									10,467.00		126,455.00			59,746.68	2,102.66		198,771.34
Of. No. 103.5/09/5072				3,071.00													3,071.00
Of. No. 103.5/10/4550																	0.00
Of. No. 103.5/10/4992			13,819.83	11,276.28	44,612.69												69,708.80
Of. No. 103.5/10/5001			8,738.75	18,541.98	120,000.00												147,280.73
Of. No. 103.5/10/5873								74,624.49	10,342.82	73,980.00	44,494.40				2,877.25		206,318.96
Of. No. 103.5/10/5874								61,290.94			53,438.00						114,728.94
Of. No. 103.5/10/5875								92,092.80	23,237.82	4,411.20	9,399.34						129,141.16
Of. No. 103.5/10/7732				3,926.01	20,547.97		1,149.00										25,622.98
Of. No. 103.5/10/7733				23,919.46	17,047.49												40,966.95
Of. No. 103.5/11/899	12,000.00		3,639.00														15,639.00
Of. No. 103.5/11/1019																	
Of. No. 103.5/11/1020				9,907.61													9,907.61
Of. No. 103.5/11/3444																	0.00
Of. No. 103.5/11/3817						28,929.80											28,929.80



Of. No. 103.5/11/3837	32,000.00		3,644.00															35,644.00
Of. No. 103.5/11/3838		10,000.00	3,639.00															13,639.00
Of. No. 103.5/11/5526							37,312.26		81,886.50									119,198.76
Of. No. 103.5/11/5543														1,611.00				1,611.00
Of. No. 103.5/11/6719	18,000.00					1,090.01												19,090.01
Of. No. 103.5/11/5640			13,091.30															13,091.30



TOTAL POR RUBRO	80,000.00	10,000.00	80,783.88	167,997.71	236,014.33	47,729.16	1,149.00	265,320.49	44,047.64	160,277.70	233,786.74	0.00	0.00	59,746.68	6,590.91	0.00	1,393,444.24
-----------------	-----------	-----------	-----------	------------	------------	-----------	----------	------------	-----------	------------	------------	------	------	-----------	----------	------	--------------


 DR. FERNANDO JARAMILLO JAUREZ
 RESPONSABLE INSTITUCIONAL DEL PROMEP


 M. EN ADMON. MARIO ANDRADE CERVANTES
 RECTOR


UNIVERSIDAD AUTÓNOMA DE AGUASCALIENTES
PROGRAMA DE MEJORA AL PROFESORADO
Informe Financiero Acumulado No. 32
21 de Noviembre de 2012.
Con corte al: 30/06/2012

Anexos	Rubros	Beca de fomento a la permanencia	Reconocimiento a la calidad en el trabajo	Apoyo mensual complementario	Reconocimiento a la trayectoria académica	Fomento a la generación y aplicación del conocimiento	Servicios	Materiales	Bienes muebles	Acervo bibliográfico	Manutención	Cuota compensatoria	Inscripción	Colegiatura	Seguro médico	Instalación	Transporte y viáticos	Material didáctico	Graduación o titulación	TOTAL
	97-01						20,553.41	15,654.53	228,674.99	5,112.56										269,995.49
	97-02						5,286.07	22,965.96	327,973.91	2,430.66										358,656.60
	97-03						18,076.38	839,446.02	1,121,618.96											1,979,141.36
	97-04						1,175.13		1,424,273.32	314,313.39										1,739,761.84
	97-06						93.00	182.16	302,309.55	57,407.00										359,991.71
	98-01-01										6,840.00					6,973.88				13,813.88
	98-03						118.20	314.18	264,670.25	371,466.83										636,589.46
	98-02-01										1,750,750.67		29,845.12	372,624.00		16,000.00	248,027.69	117,533.62	16,500.00	2,651,281.10
	98-01-01										900,882.46				9,997.35	18,955.84	26,377.60	28,909.21		985,122.46
	98-06-01										495,448.00		9,725.00			7,231.69	109,695.48	20,000.00		642,100.17
	99-02-01										162,624.00						75,260.41	29,206.68		267,093.09
	99-03-01										180,000.00						100,953.00	317.69		281,270.69
	99-04-01										376,629.00	16,123.50	11,056.50	31,522.50		8,000.00	34,110.74	20,850.40		498,492.64
	99-06-01										670,016.77		12,006.00	584,438.53	24,060.00	18,041.05	30,747.16	19,161.25		1,358,470.76
	99-07-01										340,365.00		20,979.00	34,312.50		8,192.21	64,245.89	19,762.26		487,956.86
	2000-01-01										1,022,833.61	165,024.00		435,514.25	49,696.20	19,780.00	24,556.39	9,445.10		1,726,849.55
	2000-02						4,955.95	45,027.70	1,861,225.71	62,277.29										1,973,466.65
	2000-03-01												1,117.40				101,350.01	8,333.59		110,801.00
	2000-04						825.12		59,163.88											59,989.00
	2000-05-01										389,136.00		4,209.29	2,368.82			121,634.00	29,452.76		546,800.87
	2000-06-01										203,280.00		1,163.06	1,712.40			97,153.41	9,848.85		313,157.72
	2000-07-01											207,600.00		149,500.00			12,232.24	34,302.47	3,160.00	406,794.71
	2000-08-01										16,254.00	13,542.00					42,500.93	19,992.37		92,289.30
	2001-01-01											13,542.00					8,000.00	10,000.00	1,306.00	32,848.00
	2001-02-01											26,160.00		32,305.00			9,739.02	2,613.54		70,817.56
	2001-03							893.18	454,131.82	27,031.03										482,056.03
	2001-04-01										633,993.50	145,074.13		581,030.37	60,813.11		20,025.06	9,786.81	10,003.70	1,460,726.68
	2001-05						619,226.76													619,226.76
	2001-06-01										107,198.83	5,461.20		92,524.50			13,041.81	8,403.91		226,630.25
	2001-07-01											48,000.00					4,607.09			52,607.09
	2001-08								9,466.90											9,466.90
	2002-01							4,143.43	172,224.57	406.00										176,774.00
	PTC-01-01	303,000.00		45,000.00			23,367.64	246,529.05	123,396.72											741,293.41
	PTC-01-02	192,000.00							52,932.46	5,764.47										250,696.93
	PTC-02-01	144,000.00		60,000.00		13,909.50	40,731.77	54,586.10	40,622.43	6,855.65										360,705.45
	PTC-02-02	96,800.00						2,369.43	26,351.32											125,520.75
	PTC-03-01	288,000.00		60,000.00				4,967.15	77,701.88	1,958.00										432,627.03
	PTC-03-02	96,000.00						606.11	29,324.79											125,930.90
	EXB-01-01					77,777.48	34,914.37	4,558.15	61,960.85	364.86										179,575.71
	Of. No. 103.5/02/1406									29,382.50										29,382.50
	Of. No. 103.5/02/1428	1,675,102.67		60,000.00		180,370.21	151,165.66	183,777.29	424,825.85	12,622.50										2,687,864.18
	Of. No. 103.5/02/1455							782.00	154,281.41											155,063.41
	Of. No. 103.5/02/1497									49,050.00	20,952.00			18,967.50						88,969.50
	Of. No. 103.5/02/1498									785,029.20	257,825.79			724,821.16	17,199.69		21,683.01	11,993.63		1,818,552.48
	Of. No. 103.5/02/2037									610,344.00	248,155.92	23,385.00		26,360.00			21,610.00	19,364.83	5,390.00	954,609.75
	Of. No. 103.5/02/2038									1,708,096.10	404,221.34	18,481.74		196,500.62	52,992.20		54,287.99	24,080.76	1,199.39	2,459,860.14
	Of. No. 103.5/02/2108								69,920.22	10,000.00										79,920.22


UNIVERSIDAD AUTÓNOMA DE AGUASCALIENTES
PROGRAMA DE MEJORA AL PROFESORADO
Informe Financiero Acumulado No. 32
21 de Noviembre de 2012.
Con corte al: 30/06/2012

Rubros	Beca de fomento a la permanencia	Reconocimiento a la calidad en el trabajo	Apoyo mensual complementario	Reconocimiento a la trayectoria académica	Fomento a la generación y aplicación del conocimiento	Servicios	Materiales	Bienes muebles	Acervo bibliográfico	Manutención	Cuota compensatoria	Inscripción	Colegiatura	Seguro médico	Instalación	Transporte y viáticos	Material didáctico	Graduación o titulación	TOTAL
Of. No. 103.5/02/2282	222,000.00				40,512.93	17,985.16	4,404.27	137,032.62	3,909.00										425,843.88
Of. No. 103.5/02/2283	444,000.00				28,224.00	20,135.70	7,729.00	66,237.20											566,325.90
Of. No. 103.5/03/248						545,291.10	118,627.51	22,948.22	180.00										687,046.83
Of. No. 103.5/03/1040										196,750.00	56,532.40		141,380.01	7,875.79		63,962.01	10,753.56		477,253.77
Of. No. 103.5/03/1041										531,164.00	346,456.00	50,000.00	174,996.00			14,961.00	20,000.00	40,000.00	1,177,577.00
Of. No. 103.5/03/1099	322,000.00				32,000.00	73,676.28	35,566.61	136,529.68	60,198.00										659,972.67
Of. No. 103.5/03/1375							1,698.80	124,397.77											126,096.57
Of. No. 103.5/03/1476	96,000.00						332.81	29,606.38											125,935.19
Of. No. 103.5/03/0501						1,805,094.60													1,805,094.60
Of. No. 103.5/03/2516	245,000.00	45,000.00			32,787.00	213,901.53	53,786.67	220,772.84	19,338.45										830,586.49
Of. No. 103.5/03/2517	660,000.00				65,574.00	118,541.22	146,483.51	553,518.81	12,054.37										1,556,171.91
Of. No. 103.5/03/2660						7,425.00	5,697.94	226,644.52	3,083.54										242,851.00
Of. No. 103.5/04/183											232,050.00		1,440,072.00			107,865.29	51,234.61	27,668.00	1,858,909.90
Of. No. 103.5/04/1097										901,175.00	189,211.84	1,551.09	22,141.17	45,416.24		32,912.00	14,960.00		1,207,369.34
Of. No. 103.5/04/1314	539,836.00				22,205.00	77,965.25	78,049.85	373,744.51	23,311.45										1,115,112.06
Of. No. 103.5/04/1316	260,000.00	30,000.00			34,040.50	57,000.78	30,887.95	106,937.58	5,335.49										624,202.30
Of. No. 103.5/04/1496							10,765.57	157,336.37											168,101.94
Of. No. 103.5/04/1662	96,000.00						299.00	29,214.00											125,513.00
Of. No. 103.5/04/1741										261,600.00	105,600.00	6,545.00	88,400.00			7,708.00	19,314.81		489,167.81
Of. No. 103.5/04/2522							4,730.00	94,762.11											99,492.11
Of. No. 103.5/04/2598	192,000.00						3,511.50	56,480.50											251,992.00
Of. No. 103.5/04/2600											197,033.00	24,000.00	60,000.00			135,136.68	22,009.95	54,622.00	492,801.63
Of. No. 103.5/04/2846						151,880.50	122,976.64	10,760.90											285,618.04
Of. No. 103.5/04/2888	96,000.00						2,104.50	27,091.53											125,196.03
Of. No. 103.5/05/359	144,000.00			132,000.00	34,603.00	119,865.84	31,408.83	75,985.81	21,105.86										568,969.44
Of. No. 103.5/05/664	132,000.00							17,260.06											149,260.06
Of. No. 103.5/05/1014						12,853.61													12,853.61
Of. No. 103.5/05/1471											102,000.00					4,991.00	10,036.84	2,300.00	119,327.84
Of. No. 103.5/05/1472										754,153.50	139,797.44	11,244.89	10,958.81	34,503.92		28,679.22	13,368.22	4,022.05	996,728.05
Of. No. 103.5/05/1674								26,434.00	1,089.90										27,523.90
Of. No. 103.5/05/1693	1,222,000.00				66,851.60	294,746.09	106,960.75	622,492.59	927.99										2,313,979.02
Of. No. 103.5/05/1824							12,168.43	243,648.58	4,357.28										260,174.29
Of. No. 103.5/06/429						94,093.78	24,015.92	63,811.51											181,921.21
Of. No. 103.5/06/1146						80,056.16													80,056.16
Of. No. 103.5/06/1593									3,699.81										3,699.81
Of. No. 103.5/06/1893										776,791.80	257,209.58	43,761.25	37,875.00	37,354.30		30,798.78	13,362.47	6,907.89	1,203,041.07




UNIVERSIDAD AUTÓNOMA DE AGUASCALIENTES
PROGRAMA DE MEJORA AL PROFESORADO
Informe Financiero Acumulado No. 32
21 de Noviembre de 2012.
Con corte al: 30/06/2012

Rubros	Beca de fomento a la permanencia	Reconocimiento a la calidad en el trabajo	Apoyo mensual complementario	Reconocimiento a la trayectoria académica	Fomento a la generación y aplicación del conocimiento	Servicios	Materiales	Bienes muebles	Acervo bibliográfico	Manutención	Cuota compensatoria	Inscripción	Colegiatura	Seguro médico	Instalación	Transporte y viáticos	Material didáctico	Graduación o titulación	TOTAL
Of. No. 103.5/06/1972											231,000.00					29,909.34	65,974.25		326,883.59
Of. No. 103.5/06/2644											871,620.00	76,000.00	251,956.00			300,308.23	39,230.84	300.00	1,539,415.07
Of. No. 103.5/06/2729						88,365.14	10,717.40	3,933.56											103,016.10
Of. No. 103.5/07/1654						4,485.00	10,913.66	280,865.82											296,264.48
Of. No. 103.5/07/1869											301,178.40					14,994.78	29,959.42		346,132.60
Of. No. 103.5/07/1905							2,213.36	268,065.83											270,279.19
Of. No. 103.5/07/2087										856,412.41	254,621.00	126,878.90		33,427.55		34,476.66	11,488.29		1,317,104.81
Of. No. 103.5/07/2090										621,067.49	166,931.01	217,839.55	288,099.90	30,607.60		37,542.60	10,016.00	60,370.50	1,442,474.65
Of. No. 103.5/07/2408	991,000.00			201,346.10	55,975.97	202,648.89	228,303.78	741,006.27	531.00										2,420,812.01
Of. No. 103.5/07/2562	688,000.00			52,000.00	129,807.00	322,562.43	222,213.19	753,749.63	1,486.31										2,169,818.56
Of. No. 103.5/07/2829	158,000.00				37,633.00	67,614.92	114,232.22	248,131.17	110.00										625,721.31
Of. No. 103.5/07/3027	2,436,000.00					20,615.25	580,362.64	88,237.48											3,125,215.37
Of. No. 103.5/08/1265	260,000.00				165,740.50	129,053.41	179,412.82	412,854.57	6,126.95										1,153,188.25
Of. No. 103.5/08/2107						850.00		261,043.70											261,893.70
Of. No. 103.5/08/3121	1,038,000.00				49,588.25	81,902.23	115,816.86	395,330.25											1,680,637.59
Of. No. 103.5/08/3122	108,000.00				40,185.19	35,912.41	20,693.77	51,598.74	6,666.75										263,056.86
Of. No. 103.5/08/3396											262,413.00	9,853.50	7,554.20			48,040.02	28,471.82	15,456.00	371,788.54
Of. No. 103.5/09/1251					7,458.31		27,766.23												35,224.54
Of. No. 103.5/09/1252	40,000.00		4,500.00		250,933.44	796,964.13	325,456.33	215,545.73	22,205.44										1,656,605.07
Of. No. 103.5/09/2669							61,747.01	114,061.41											175,808.42
Of. No. 103.5/09/2823	148,000.00				29,193.00	12,867.95	9,243.49												199,304.44
Of. No. 103.5/09/4045	742,405.58				96,883.90	308,439.49	113,335.93	516,989.86	2,000.00										1,780,054.76
Of. No. 103.5/09/4412											254,082.36	16,670.00	363,954.30	14,736.00		261,305.65	17,365.91		930,114.22
Of. No. 103.5/09/5072						37,256.30						38,928.31				61,024.31			137,208.92
Of. No. 103.5/10/4550								139,390.35	10,000.00										149,390.35
Of. No. 103.5/10/4992	709,000.00	80,000.00	15,729.75		77,918.99	28,903.98	54,657.17	685,382.74	10,000.00										1,661,692.63
Of. No. 103.5/10/5001	233,000.00	35,000.00	8,738.75		31,459.50	33,768.80	200,000.00	147,254.36											689,221.41
Of. No. 103.5/10/5873										432,622.88	389,141.83	73,980.00	420,805.27			14,985.92	19,384.70		1,360,920.70
Of. No. 103.5/10/5874										384,903.52	63,562.82		278,917.40	19,536.00		9,716.00	8,140.87		764,776.61
Of. No. 103.5/10/5875										525,363.18	219,801.17	6,120.54	19,686.89	6,390.30		123,145.16	16,784.88		917,292.12
Of. No. 103.5/10/7732	96,000.00		5,243.25		40,975.00	48,452.81	22,439.25	39,509.60	1,149.00										263,768.91
Of. No. 103.5/10/7733	152,738.75	12,000.00			33,207.25	103,457.03	35,664.47	75,440.03	3,183.20										416,680.73
Of. No. 103.5/11/899	72,000.00				3,639.00			27,532.96											103,171.96
Of. No. 103.5/11/1019										91,722.79	7,996.13								99,718.92
Of. No. 103.5/11/1020										20,157.48									20,157.48
Of. No. 103.5/11/2444										46,000.00									46,000.00




UNIVERSIDAD AUTÓNOMA DE AGUASCALIENTES
PROGRAMA DE MEJORA AL PROFESORADO
Informe Financiero Acumulado No. 32
21 de Noviembre de 2012.
Con corte al: 30/06/2012

Rubros Anexos	Beca de fomento a la permanencia	Reconocimiento a la calidad en el trabajo	Apoyo mensual complementario	Reconocimiento a la trayectoria académica	Fomento a la generación y aplicación del conocimiento	Servicios	Materiales	Bienes muebles	Acervo bibliográfico	Manutención	Cuota compensatoria	Inscripción	Colegiatura	Seguro médico	Instalación	Transporte y viáticos	Material didáctico	Graduación o titulación	TOTAL
Of. No. 103.S/11/3817								72,874.91											72,874.91
Of. No. 103.S/11/3837	231,813.92			30,000.00	5,466.00	21,460.00	5,720.62	280,293.00											574,753.54
Of. No. 103.S/11/3838				50,000.00	31,834.00		2,781.40	108,746.61	4,404.96										197,766.97
Of. No. 103.S/11/5526										169,078.56	67,226.96	81,886.50				4,108.67			322,300.69
Of. No. 103.S/11/5543											64,524.60	6,930.92				63,233.05	5,989.52		140,678.09
Of. No. 103.S/11/6719	60,000.00				10,917.00	8,302.00	1,090.01												80,309.01
Of. No. 103.S/11/6640					13,091.30														13,091.30
TOTAL POR RUBRO	15,629,696.92	202,000.00	259,211.75	465,346.10	1,740,761.82	7,122,764.50	4,581,788.24	16,667,922.96	1,104,485.09	16,820,053.58	6,353,675.29	925,958.56	6,901,299.10	444,608.25	96,200.79	2,678,637.18	880,908.69	248,185.53	83,123,504.36



DR. FERNANDO JARAMILLO JUAREZ

RESPONSABLE INSTITUCIONAL DEL PROMEP



M. EN ADMON. MARIO ANDRADE CERVANTES

RECTOR